

# Threshold

viola and clarinet in B $\flat$

## Threshold-Performance Notes

Threshold is essentially two pieces, a solo viola and a duet for viola and clarinet. These two pieces have extremely contrasting moods but are very similar in terms of structure. The performance procedure is as follows:

**The viola player** begins his solo (*condition 1*) with an attitude that suggests he is alone on stage. At points of his solo, the clarinet unexpectedly and abruptly interrupts him. At these points he immediately switches to his duet material (*condition 2*). As soon as the clarinet stops, he promptly switches back to *condition 1* and attempts to continue exactly from the point he stopped. The procedure that defines the interruption points, the actual number of them and their duration, is explained on a separate sheet.

During the viola solo, **the clarinet player** performs her part, blowing air and rattling the keys, but without any pitch being audible. As soon as the viola solo reaches a certain - previously defined - point, the clarinet violently interrupts, playing loudly for a given duration, and then resorts promptly to its initial blowing and rattling.

After a given number of interruptions the viola is left to reach the end of *condition 1*; at which point the clarinet is expected to have repeated its part (non-stop) for approximately three times.

At the end of *condition 1*, both instruments immediately perform the duet from beginning to end (*condition 2* and clarinet part), without any concern for vertical co-ordination. In the case of one instrument finishing earlier, the other immediately stops too. However, it is preferred that through practise, a simultaneous ending be achieved.

Finally, the viola player should place *condition 1* and *condition 2* on two separate stands in order to achieve a more theatrical effect.

**Duration:** appr. 3'30''

Dedicated to Peter Sheppard Skaerved and Linda Merrick.

4/2/2000, Panos Ghikas

## Interruption Points

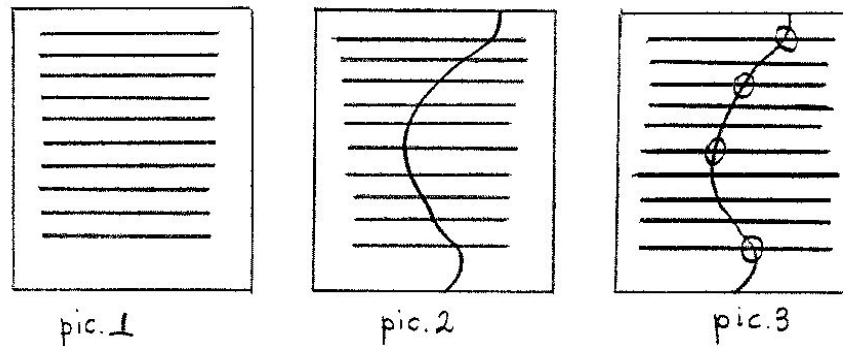
Number of interruptions: 4

Duration of interruptions: 1<sup>st</sup>~ 2sec.  
2<sup>nd</sup>~10sec.  
3<sup>rd</sup>~20sec.  
4<sup>th</sup>~4sec.

### Instructions for graphic determination of interruption points

The clarinetist is given a miniature photocopy of the viola solo (*condition 1*). The part as seen (pic.1) has 10 staves. Using a pencil a line is drawn, starting from top to bottom. The line should cut each of the 10 staves only once, creating 10 'cutting' points. Out of these, 4 are marked with a circle. There should always be at least one staff between 2 circles.

These will be the 4 interruption points. The procedure takes place a few moments before the performance, out of the viola player's sight. This ensures the element of surprise for the viola player.

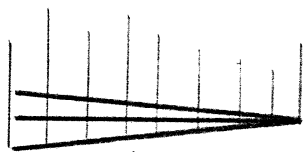


The viola player can use the same graphic procedure to determine his starting points for *condition 2*. If the viola player reaches the end of *condition 2* and the clarinet is still playing, he should promptly start from the top.

# Notation Index




(1)



(2)

rapid accelerando (1) or  
ritardando (2), within  
the given duration




play as fast as possible



staccato, creating a  
quasi-pizzicato effect



tremolando (violin)  
fluttertongue (clarinet)



glissando stops before  
note is reached



transition from one  
mode of playing  
to another



note completely  
distorted (sul pont.)

# THRESHOLD - Viola Condition I

rubato sempre senza vibrato

$\text{♩} = 95$

pp p pp mp mp

p mp p mp mf pp mf p mf

sul pont.

con sord sul tasto

pp mf p pp mp pp mp

senza sord, normale

$\text{♩} = 80$  Sul C

p mp mp pp

bow vib.

$\text{♩} = 105$  ritmico

p mp pp mp pp mp p mp pp mp

ritmico

pizz

rubato  
♩=80

# THRESHOLD - Viola Condition I

Sul C

p mp mf pp p mp

con sord  
sul tasto

arco (ricochet)

senza sord.

ritmico  
♩=110

mp mf pp mf p mf pp p pp mf p pp

1/2 2/4 4/3 2/3 2/3

rubato  
♩=75

p pp mp p

ritmico  
♩=115

rubato  
♩=70

arco

pizz

ppp

mp pp mf p

4 (in middle of string)

ritmico  
♩=125

p mp pp mp pp p pp p pp f

THRESHOLD - Viola Condition II

$\downarrow = 100$   
pizz  $\gt$  arco  
sensa vib.  
f ff fff sffz f ff = mp ff gliss sfz mf

con vib.  
ff fff sfz sfz fff

sensa vib.  
pizz arco  
f f sffz fff sfz ff fff

sul pont. pizz con vib. arco  
gliss

pizz arco  
sfz sfz sfz

# THRESHOLD-CLARINET Bb

$\text{♩} = 100$

fff ff fff ff fff fff

8ve

tr

mp sfz fff sfz fff

sfz ff fff

tr

ff sfz mp fff

fff mf fff mf fff ffff



THRESHOLD - Viola Condition I

rubato sempre senza vibrato

$J=95$

con sord sul tasto

senza sord, normale

$J=80$  Sul C

ritmico  $J=105$

rubato  $J=80$

THRESHOLD - Viola Condition I

$J=80$  Sul C

arco (ricochet) senza sord. ritmico  $J=110$

rubato  $J=75$

arco p122  $J=115$  rubato  $J=20$

4 (in middle of string)

ritmico  $J=125$